

## Thailand Sample Company

### ABOUT COMPANY

Crif Number	TH0000000286
Registration No.	010XXXXXX944 from 31-Mar-2017
Legal Form	Limited Liability
Local Legal Form	Company Limited
Company Status	Active
Company Type	Headquarter
Business Size	Small

### ADDRESS & CONTACTS

Address	27 Soi. Hiran Rujee 3 Prachathipok Rd. On Nut ,Suan Luang, Bangkok 10600 BANGKOK AND VICINITY, Thailand
Telephone(s)	+66 0-6830-11113

### ACTIVITIES

Code	Description
5094	Wholesale Trade-Durable Goods - JEWELRY AND PRECIOUS STONES



## COMPLIANCE RECORDS

Record Type	Record Date
Annual General Meeting (AGM)	31-Jul-2020

## CAPITAL AND EQUITIES

Capital		
Capital Type	Capital Amount	Start Validity Date
Registered Capital	5,000,000.00 THB	31-Mar-2017
Issued Capital	233,546.00 THB	01-Jan-2019

Equities				
Equities Type	Number	Equities Amount	Single Share Value	Paid-up share value
Ordinary Shares	200	2,000.00 THB	10.00 THB	10.00 THB

## HISTORICAL - LEGAL EVENTS

Changes in Capital			
Capital Type	Capital Amount	Start Validity Date	End Validity Date
Issued Capital	233,546.00 THB	01-Jan-2019	-
Registered Capital	5,000,000.00 THB	31-Mar-2017	-
Capital Investment (former)	3,456.00 THB	31-Mar-2017	31-Dec-2018
Issued Capital (former)	123,000.00 THB	31-Mar-2017	31-Dec-2018

## Changes in Company Name

Present Name	Thailand Sample Company
Previous Name	Thailand Company

## MANAGEMENT





Name	Updated on
Chaxxxxxx Anaxxxxxx	31-Mar-2017
Kitxxxxxx Thaxxxxxx	

## SHAREHOLDERS

### Shareholders List

Shareholders list Completeness	Major shareholders	Shareholders list start validity date	31-Jul-2020
Total no. of Shareholders	4	Total Amount of Shares	5,000,000.00 THB

### Shareholders

Name	Nationality	Shares Amount	Shares Number	Percentage
 Chaxxxxxx Anaxxxxxx	Thailand	2,750,000.00 THB	275,000	55.00 %
 Anaxxxxxx	Thailand	750,000.00 THB	75,000	15.00 %
 Kitxxxxxx Thaxxxxxx	Thailand	750,000.00 THB	75,000	15.00 %
 Thaxxxxxx Anaxxxxxx	Thailand	750,000.00 THB	75,000	15.00 %

## FINANCIAL INFORMATION

Financial Statement Type	Company
Instance Type	General (Company Limited)

### Balance Sheet

31-Dec-2019	31-Dec-2018
12	12
THB	THB

#### Assets

##### Current Assets

Cash and deposits at financial institutions	1,085,752.23	945,687.48
Accounts receivable	37,685.29	-
<b>Total accounts and notes receivable</b>	<b>37,685.29</b>	<b>-</b>
Inventories - net	4,997,657.74	5,120,941.62
Other current assets	99,065.44	8,539.97

<b>Total Current Assets</b>		
<b>Total current assets</b>	<b>6,220,160.70</b>	<b>6,075,169.07</b>
<b>Non Current Assets</b>		
Property, plant and equipment - net	280,636.93	277,577.14
<b>Total Non Current Assets</b>		
<b>Total non-current assets</b>	<b>280,636.93</b>	<b>277,577.14</b>
<b>Total assets</b>	<b>6,500,797.63</b>	<b>6,352,746.21</b>
<b>Liabilities</b>		
<b>Current Liabilities</b>		
Accounts payable	1,671,990.68	658,872.59
Other short-term loans	-	950,000.00
Other current liabilities	175,332.26	57,262.10
<b>Total Current Liabilities</b>		
<b>Total current liabilities</b>	<b>1,847,322.94</b>	<b>1,666,134.69</b>
<b>Non Current Liabilities</b>		
Other long-term loans	2,550,000.00	-
<b>Total Non Current Liabilities</b>		
<b>Total non-current liabilities</b>	<b>2,550,000.00</b>	<b>-</b>
<b>Total liabilities</b>	<b>4,397,322.94</b>	<b>1,666,134.69</b>
<b>Liabilities And Equity</b>		
<b>Equity</b>		
Common stocks - authorized shares	5,000,000.00	5,000,000.00
Common stocks - issued and paid-up shares	5,000,000.00	5,000,000.00
Unappropriated retained earnings	-2,896,525.31	-313,388.48
<b>Total Equity</b>		

Total shareholders' equity	2,103,474.69	4,686,611.52
Total liabilities and shareholders' equity	6,500,797.63	6,352,746.21

## Profit and Loss

	31-Dec-2019 12 THB	31-Dec-2018 12 THB
<b>Total revenue</b>	<b>41,051,291.98</b>	<b>22,302,158.21</b>
Net Sales	40,002,418.60	22,302,158.21
Cost of sales /services	37,779,323.84	19,193,552.74
<b>Gross profit (loss)</b>	<b>2,223,094.76</b>	<b>3,108,605.47</b>
General and administrative expenses	1,012,184.66	3,350,759.88
Selling and marketing expenses	4,842,920.31	-
<b>Operating income (loss)</b>	<b>-3,632,010.21</b>	<b>-242,154.41</b>
Other income	1,048,873.38	-
Other expenses	-	5,880.27
<b>Income (loss) before depreciation and amortization</b>	<b>-2,583,136.83</b>	<b>-248,034.68</b>
<b>Income (loss) before interest and income taxes</b>	<b>-2,583,136.83</b>	<b>-248,034.68</b>
Interest expenses	-	473.88
<b>Income (loss) before income tax and extraordinary items</b>	<b>-2,583,136.83</b>	<b>-248,508.56</b>
<b>Income (loss) before extraordinary items</b>	<b>-2,583,136.83</b>	<b>-248,508.56</b>
<b>Income (loss) before minority interests</b>	<b>-2,583,136.83</b>	<b>-248,508.56</b>
<b>Net income (loss)</b>	<b>-2,583,136.83</b>	<b>-248,508.56</b>

## Ratios

	31-Dec-2019	31-Dec-2018
	12	12
	THB	THB

### Liquidity ratios

Quick Ratio (times)	0.66	0.57
Current Ratio (times)	3.37	3.65
Working Capital (baht)	4,372,837.76	4,409,034.38

### Efficiency ratios

Collection Period (Days)	0.34	-
Accounts Receivable Turnover (times)	1,061.49	-
Days' Sales in inventory (days)	48.28	97.38
Inventory Turnover (times)	7.56	3.75
Average Payment Period (days)	16.15	12.52
Accounts Payable Turnover (times)	22.60	29.13
Fixed Asset Turnover (Times)	142.54	80.35
Total Asset Turnover (times)	6.15	3.51

### Profitability ratios

Gross Profit Margin (%)	5.56	13.94
Operating Profit Margin (%)	-9.08	-1.09
Net Profit Margin (%)	-6.46	-1.11
Return on Assets (%)	-39.74	-3.91
Return on Fix Assets (%)	-920.46	-89.53
Earning before Tax to Total Assets (%)	-39.74	-3.91
Return on Equity (%)	-122.80	-5.30

### Financial policy ratios

Debt Ratio (Times)	0.68	0.26
Debt to Equity (Times)	2.09	0.36
Capital to Total Assets (%)	76.91	78.71
Equity to Total Assets (%)	32.36	73.77
Interest Coverage (Times)	-	-523.41
Long term debt to total assets (%)	39.23	-
Debt Service Coverage Ratio (Times)	-	-523.41
<b>Growth ratios</b>		
Revenue Growth (%)	84.07	-
Net Profit Growth (%)	-939.46	-
Total Assets Growth (%)	2.33	-
Sales Growth (%)	79.37	-

## RISK EVALUATION



Score	1333 - 1391
Credit Limit	90000 - 180000
Score Tranche	B - Low Risk

## Score Glossary

The score is the outcome of the risk evaluation based on the business information and financial statement. It aims at providing the likelihood of a company facing financial stress which leads to the bankruptcy, company dissolution, absolute receivership, or rehabilitation over the next 12 months.

- **Score:** It is varied between the five ranges as tabulated
- **Score Tranche:** It can vary from A- Very Low Risk to E-Very High Risk
- **Credit Limit:** The suggested exposure for commercial transactions

Crif Score	Risk Description	Tranche one
1442-1999	Very Low Risk	A
1333-1441	Low Risk	B
1274-1332	Medium Risk	C
1228-1273	High Risk	D
1001-1227	Very High Risk	E





## APPENDIX

### Customer Service

For further information or query, please contact our Customer Service.

CRIF OMESTI SDN BHD

Ho Hup Tower – Aurora Place  
2-10-07 – Level 10, Plaza Bukit Jalil,  
No.1, Persiaran Jalil 1, Bandar Bukit Jalil,  
57000 Kuala Lumpur  
Telephone number +603 273 332 45  
Email Address: [info@crif.com](mailto:info@crif.com)

Inquiries should always contain the below minimum details:

- Full Company Name
- Telephone Number
- Business Identification Number
- Contact Name
- Reference
- Order Date



### Disclaimer and Confidentiality

THIS INFORMATION IS PROVIDED BY CRIF OMESTI SDN BHD AT YOUR REQUEST SUBJECT TO THE TERMS AND CONDITIONS OF YOUR SUBSCRIPTION CONTRACT AND IS NOT TO BE DISCLOSED.

This report is furnished to the Subscriber in strict confidence for the sole and exclusive use by the Subscriber as one factor to consider for credit, compliance and other business decisions. This report contains information compiled from various sources which CRIF OMESTI does not control and which has not been verified unless otherwise indicated in this report. CRIF OMESTI, therefore, does not accept responsibility for the accuracy, completeness, or timeliness of the report.

CRIF OMESTI disclaims any and all liability for any loss or damage arising out of or in any way related to the use of the contents of this report. This report is strictly confidential and proprietary to CRIF OMESTI and/or information provider of CRIF OMESTI and may not be reproduced, published, or disclosed to others without the express written authorization of CRIF OMESTI.

COPYRIGHT 2023 CRIF OMESTI SDN BHD THIS REPORT MAY NOT BE REPRODUCED IN WHOLE OR IN PART IN ANY FORM OR MANNER WHATSOEVER.

END OF REPORT